

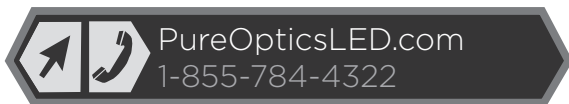
THREE-YEAR LIMITED WARRANTY

Effective September 1, 2012 Amax Inc. warrants to the original retail purchaser that the product purchased is free from defects in material and workmanship, and agrees to repair or replace, at Amax's option, any defective Black+Decker™ branded desk lamp three (3) years from the date of purchase. Warranty is not transferable. Proof of purchase date required. This warranty covers only damage resulting from defects in material or workmanship; it does not cover conditions or malfunctions resulting from normal wear, neglect, abuse, accident, or repairs attempted or made by other than our national repair center or authorized warranty service centers. You are responsible for the costs of shipping the defective product to Amax Inc.

THIS WARRANTY IS THE EXCLUSIVE WARRANTY OF AMAX INC., AND IS IN LIEU OF ALL OTHER EXPRESS WARRANTIES INCLUDING, BUT NOT LIMITED TO, IMPLIED WARRANTIES OF MERCHANTABILITY OR FITNESS FOR A PARTICULAR PURCHASE. AMAX INC. SHALL NOT BE LIABLE FOR ANY DIRECT, INDIRECT, INCIDENTAL, OR CONSEQUENTIAL DAMAGES.

Some states and countries do not allow the exclusion or limitation of incidental or consequential damages, so the above limitations or exclusions may not apply to you. This warranty gives you specific legal rights, and you may also have other rights which vary from state to state and country to country. For information on our warranty claim procedure, please contact us at 855-784-4322.

Latin America: This warranty does not apply to products sold in Latin America. For products sold in Latin America, check country specific warranty information contained in the packaging, call the local company, or see the website for warranty information.



Manufactured by:
Amax Incorporated East Greenwich, RI 02818
Under license from The Black and Decker Corporation
USA and Canada Only

En México Importado por: Black & Decker S.A. de C.V.
Avenida Antonio Dovalí Jaime # 70 Torre B Piso 9
Colonia La Fe, Santa Fé, Delegación Alvaro Obregón,
México D.F. 01210 • R.F.C.: BDE810626-1W7 • Contendio 2 piezas

Black+Decker and the Black+Decker logo are trademarks of The Black+Decker Corporation and are used under license. All rights reserved. Product in this box may differ slightly from that pictured. Not all accessories shown in photography are included in this package.

Copyright © 2015 Amax Incorporated

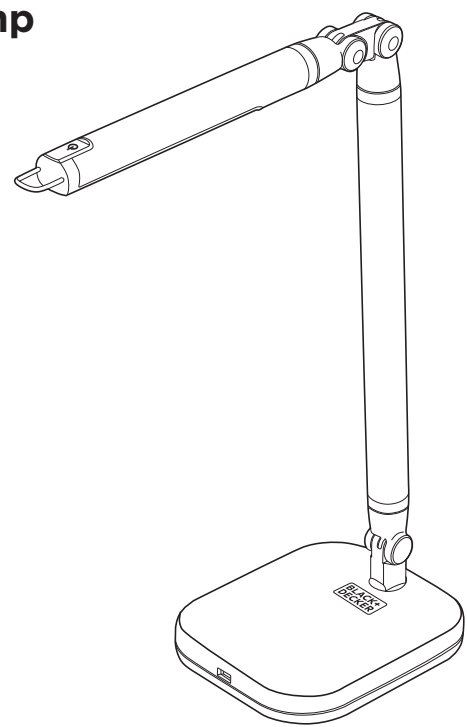


A00443

BLACK+DECKER™

Bar LED Desk Lamp

CATALOG NUMBERS
LED7BAR-BLK
LED7BAR-WHTRED



Thank you for choosing Black+Decker!

PLEASE READ THIS MANUAL BEFORE RETURNING THIS PRODUCT FOR ANY REASON.

If you have a question or experience a problem with your Black+Decker purchase, go to PureOpticsLED.com/Support. If you can't find the answer or do not have access to the internet, call 1-855-784-4322 from 8 a.m. to 5 p.m. Monday – Friday to speak with an agent. Please have the catalog number available when you call.

SAVE THIS MANUAL FOR FUTURE REFERENCE.

To register your new product visit
PureOpticsLED.com/New-Product

SAFETY GUIDELINES - DEFINITIONS

It is important for you to read and understand this manual. The information it contains relates to protecting YOUR SAFETY and PREVENTING PROBLEMS. The symbols below are used to help you recognize this information.

⚠ DANGER: Indicates an imminently hazardous situation, which if not avoided, will result in death or serious injury and/or property damage.

⚠ WARNING: Indicates a potentially hazardous situation which, if not avoided, could result in death or serious injury and/or property damage.

⚠ CAUTION: Indicates a potentially hazardous situation, which if not avoided, may result in minor or moderate injury and/or property damage.

NOTICE: Used without the safety alert symbol indicates potentially hazardous situation which, if not avoided, may result in property damage.

IMPORTANT SAFEGUARDS

Black+Decker LED Task & Desk Lights are intended for indoor office and home use and have not been tested for operation at different voltages or use outdoors. Each of these misuses could damage the light and/or create unsafe operating conditions.

TO REDUCE THE RISK OF INJURY

Before any use, be sure everyone using this light reads and understands all safety instructions and other information contained in this manual.

⚠ CAUTION: Failure to comply with the recommendations outlined in this instruction manual will void warranty.

⚠ WARNING: Read all safety warnings and all instructions. Failure to follow the warnings and instructions may result in electric shock, fire, and/or serious injury.

SAVE ALL WARNINGS AND INSTRUCTIONS FOR FUTURE REFERENCE

⚠ WARNING: To reduce the risks associated with impact and hazardous voltage which, if not avoided, could result in death or serious injury and/or property damage.

- Use indoors and in dry locations only; keep all liquids away from the light.
- Avoid putting the light on an uneven surface to prevent toppling or damage.
- Do not alter or modify the light, ground plug, or polarized plug blades.
- Do not use light with other adapters or voltage supplies.
- Plug the light into grounded, polarized electrical outlet; contact a qualified electrician if a polarized outlet is not available.
- Do not use the light if the power cord or the enclosure is damaged.
- If an extension cord is used, ensure that it is properly rated for your application.
- Do not attempt to disassemble light; product is to be serviced by qualified service personnel only—there are no user serviceable parts inside.
- Always power off and unplug light before cleaning.
- Clean exterior only with a dry, clean cloth; do not immerse light in water to clean.
- Do not use force when adjusting light.
- Do not insert objects into light.
- If any irregularities are detected during use, turn off the switch and unplug the light.

⚠ WARNING: To reduce the risks associated with excessive heat and fire which, if not avoided, could result in death or serious injury and/or property damage.

- Avoid usage in high temperature areas.(104°F/40°C)
- Avoid putting light next to heater.
- Lights should not be covered with flammable objects. (cloth, paper, etc.)

⚠ CAUTION: To reduce the risks associated with environmental contamination which, if not avoided, could result in minor or moderate injury:

- Dispose of task lights in accordance with applicable local government regulations.

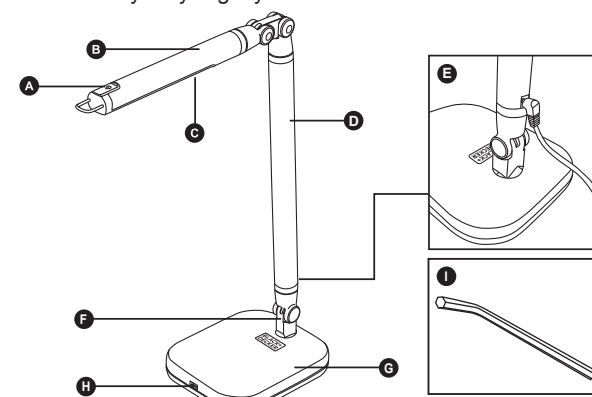
INTENDED USE: Black+Decker LED Task & Desk Lights are intended to provide task lighting indoors. Use in any other application has not been evaluated by Black+Decker and may lead to an unsafe condition.

POLARIZED PLUGS: Polarized plugs (one blade is wider than the other) are used on equipment to reduce the risk of electric shock. When provided, this plug will fit a polarized outlet in only one way. If the plug does not fit fully into the outlet, reverse the plug. If it still does not fit, contact a qualified electrician to install the proper outlet. Do not change the plug in any way.

POWER ADAPTER STANDARDS: 18V/1.0A

PRODUCT FEATURES

Product may vary slightly from what is illustrated.



- A. Power/Dimmer Switch
- B. Light Head
- C. LED Light Strip
- D. Arm
- E. AC Power Adapter
- F. Multi-Mount Connector
- G. Base
- H. USB Charging Port
- I. Large Hex Wrench

POWERING ON/OFF: Tap the power switch once to turn the light on. To turn off, tap the power switch again. (See FIG. 1)

USING THE DIMMER: This light is equipped with four preset lighting levels that can be adjusted with the dimmer switch. To select your lighting level ensure that the unit and LEDs are already powered on. Hold down the switch to change the lighting level and/or switch between the four presets. (See FIG. 1)

USB CHARGING PORT: USB charging port (5V, 0.5A) charges the batteries of most standard USB compatible devices. Although not recommended, it may slowly charge larger devices like tablets only when the device's screen is shut off. (See FIG. 2)

ADJUSTING JOINT TENSION: Over time the joints on your light may loosen. To tighten the joints, remove the large hex wrench from beneath the base (See FIG. 3) and then use the large hex wrench to tighten the joints as needed. (See FIG. 4)

SWIVEL ARM: Rotates left or right for a total of 60 degrees. (See FIG. 5)

USAGE + CARE

- Don't pick up and carry light by its arm.
- Always hold the light base while adjusting the arm.
- Lights should not be covered with flammable objects. (cloth, paper, etc.)
- Avoid putting the light on an uneven surface to prevent toppling or damage.
- Avoid usage in high temperature areas.(104°F/40°C)
- Avoid usage in humid and wet areas. (showers, outdoors, etc.)
- Avoid putting next to a heater.
- Do not use force when adjusting the light arm.
- Do not use the light with other adapters.
- Do not use the light with other voltage supplies.
- Do not attempt to dismantle, modify, or force the light apart.
- Do not insert objects into the light.
- If not in use for a prolonged period of time, unplug light from power source.
- Do not come in contact with the light, cord, plug, and/or socket with wet hands.
- If any irregularities are detected during use, turn off and remove from power source immediately

MAINTENANCE: Always remove light from power source before performing any maintenance. Light cannot be washed in water. If dirty, unplug from power source and wipe with a clean cloth.

ACCESSORIES (NOT INCLUDED):

The following accessories are available for purchase for your task light. Visit PureOpticsLED.com or call Customer Service.

Clamp Mount
(Model No. LEDCLMT) – See FIG. 6

Thru Mount
(Model No. LEDTHRMT) – See FIG. 7

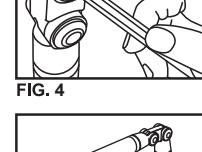
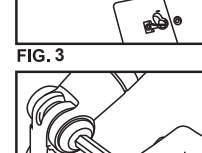
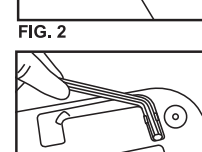
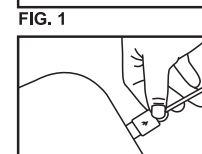
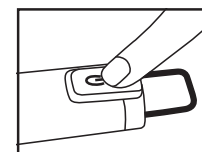

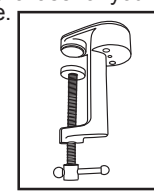


FIG. 6

FIG. 7

FIG. 5